

About Solid AVI/DIVX to DVD Burner

Solid AVI/DIVX to DVD Burner is an effective and powerful utility to convert and burn your video files to DVD. Then your videos can be played on any DVD player, Media Center or Home Cinema Set. For detailed features and supported video formats, please view “Key features”.

Solid AVI/DIVX to DVD Burner is a product of TopviewSoft Inc. TopviewSoft focuses on digital media software development and provides profession customer service.

Key features

Features

- Support nearly all video files: avi, divx, wmv, mpeg, rm, mp4 and over 60 other video formats
- Support all DVD players, Media Centers or Home Cinema Set
- Support DVD 5, DVD 9, Mini DVD, Mini DVD DL
- Reliable burning engine will burn your videos to disc after encoding
- Create your own subtitles (up to 32 for each video)
- Create DVD chapters freely
- Click to convert and burn; easy to use interface

Support Video formats

- AVI files: *.avi
- MPEG video files: *.mpg;*.m2v;*.mpeg
- QuickTime files: *.qt;*.mov
- MPEG-4 files: *.mp4;*.m4v
- Windows Media Video files: *.wmv;*.asf
- 3GPP files: *.3gp;*.3g2
- Flash Video files: *.flv
- HD QuickTime files: *.hdmov
- Matroska files: *.mkv
- Motion-JPEG video files: *.mjpg
- Nullsoft Video files: *.nsv
- NUT files: *.nut
- RealMedia files: *.rm
- Smacker files: *.smk
- Vorbis files: *.ogm

Support subtitle formats





- Text-based subtitles: *.txt
- SSA\ASS subtitles: *.ass;*.ssa
- SubRip subtitles: *.srt
- SubView subtitles: *.sub

Support Recorder Drives



CD-R, DVD-R, DVD+R, CD-RW, DVD-RW, DL DVD+RW, HD DVD and Blue-ray Disc
Support almost all recorders that you can find.

Quick Start

1. Add Video Files:

- Start the program. Press  button or select menu "File -> Add Video Files ..." to add your video files. Once you add the video file, it will be shown in the video list.
- [Optional] You can adjust the video sequence by click the button:  or .
- [Optional] You can adjust the DVD aspect ratio and add your own subtitles by click button . Or just double click on the selected video file.

2. Burn your videos to DVD disc:

- Insert a blank DVD disc to your DVD recorder.

- Click  or press "F5" to burn the videos to DVD disc. Then it will pop up a dialog to show the burning progress.

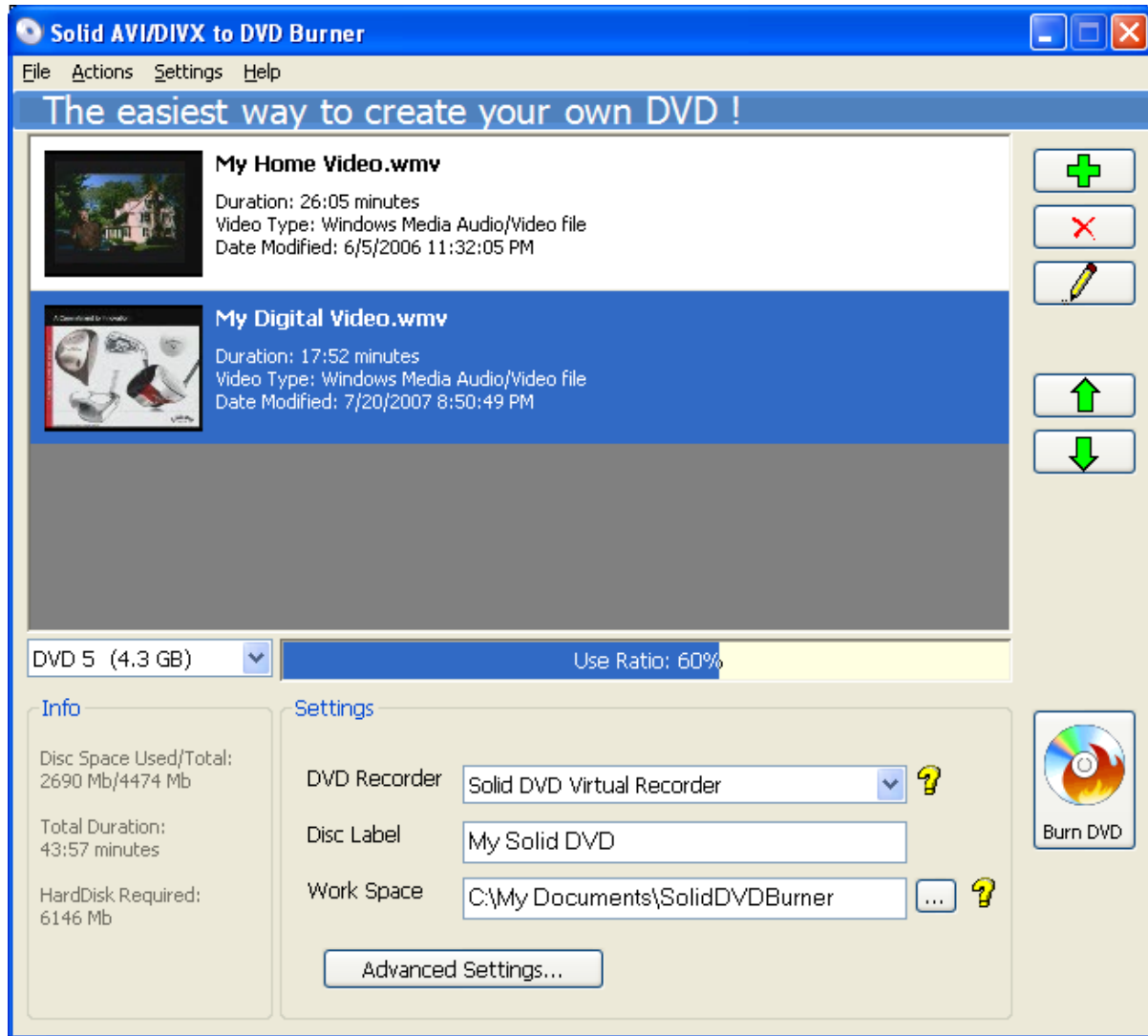
3. Now, enjoy a cup of coffee and wait for your DVD get ready for you.

Tutorials

Main frame:

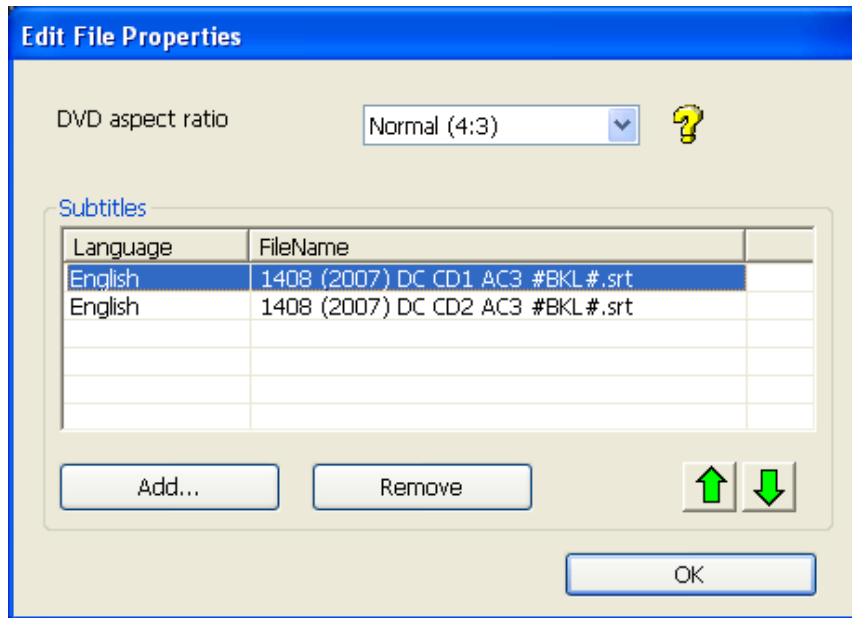
You can add, remove, and edit your video files.

Also you can choose DVD Type, target DVD recorder, edit DVD Disc label, and select a Work Space for Solid AVI/DIVX to DVD Burner.



Video file properties:

You can adjust the DVD aspect ratio and add your own subtitles.

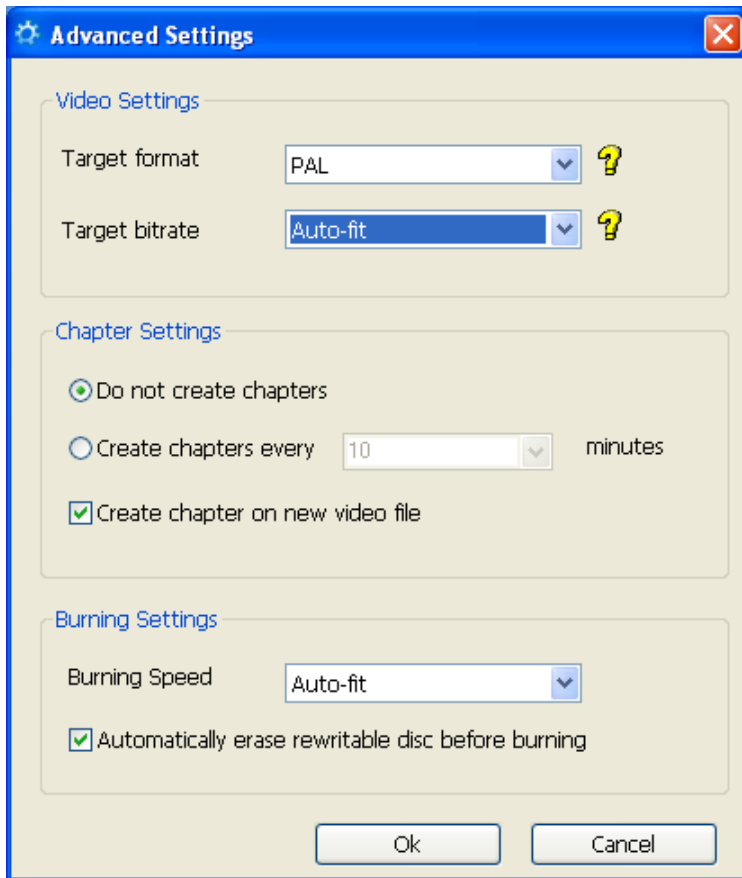


Advanced Settings:

Video Settings: select target format: PAL or NTSC. PAL is used in most of Europe and Asia, most of the rest uses NTSC. Most DVD player supports both PAL and NTSC.

Chapter Settings: adjust the DVD chapters' creation.

Burning Settings: choose the burning speed of your recorder. "Auto-fit" is strongly recommended.

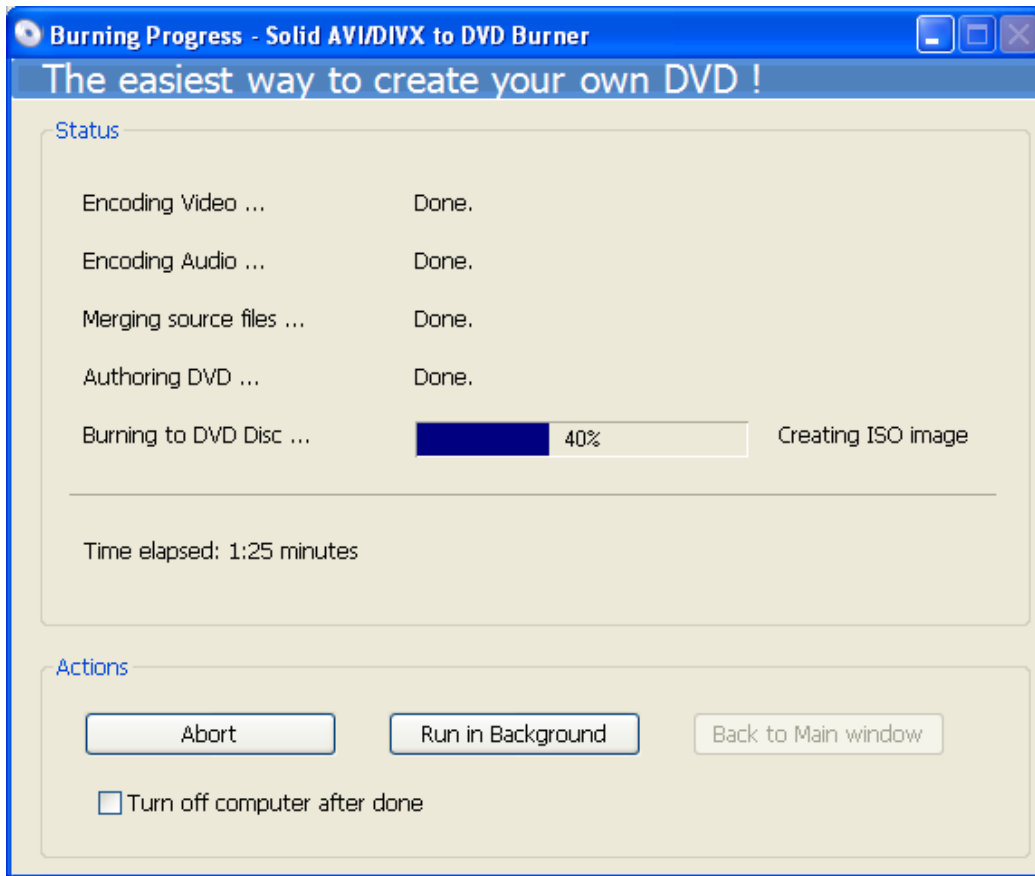


Burn Progress:

Display the progress of burning DVD disc.

You can let the burning process run in background, and then you can do your favorite thing while burning.

You can also let Solid AVI/DIVX to DVD Burner turn off your computer after job done.



FAQ

Q: What do I benefit from buying Solid AVI/DIVX to DVD Burner?

A: Oh, it's a pungent question. Thank you for asking this.

Firstly, you can get Solid AVI/DIVX to DVD Burner without any functionality limitations or nag screens.

Secondly, we will provide you our "Service Code". With this service code, you will get our premier customer service. (7x8 service locates in London and Singapore).

Thirdly, free software upgrade forever.

Q: How many video formats does Solid AVI/DIVX to DVD Burner support?

A: Solid AVI/DIVX to DVD Burner supports nearly all video files: avi, divx, wmv, mpeg, rm, mp4 and over 60 other video formats. Check "Key features" in the help file to get a detailed list.

Q: I have taken some videos of my son and I have made some subtitles for these videos. Does your software support customer subtitles?

A: Yes. Solid AVI/DIVX to DVD Burner supports various types of subtitles. Check “Key features” in the help file to get a detailed list. Wish you enjoy a good time with your son.

Q: My video is very long. I want cut it into many chapters in the DVD. Does Solid DVD Bruner support chapters?

A: Yes. It’s very convenient to create DVD chapters in Solid AVI/DIVX to DVD Burner. You can configure it in the “Settings -> Advanced Settings ...”

Q: I don’t have much experience on computer. Can I use your software conveniently?

A: Solid AVI/DIVX to DVD Burner has a very friendly user interface. We call it “Click to convert and burn”. The software will do remain jobs automatically. If you have advanced requirements, please read the help file or contact our support.

Q: I want to burn many DVD disc of my wedding video. Is there a quicker way?

A: Normally, Solid AVI/DIVX to DVD Burner will do some encode job before burning to DVD. If you have many discs to burn, you can choose the “Solid DVD Virtual Recorder”. Via this embedded virtual recorder, Solid DVD Recorder can burn your videos to ISO image on your hard disk. Then you can choose menu “Actions -> Burn ISO to DVD” (or press “F7”) to burn ISO to as many DVD discs as you like. It will be much sooner.

Q: I am not sure if my Home Cinema Set can play the DVD discs which are created by Solid AVI/DIVX to DVD Burner?

A: Don’t worry about this. Solid AVI/DIVX to DVD Burner supports almost all DVD players. We haven’t got any feedback that the DVD discs can’t be played. If you encountered this, you can get refund from us.

System Requirements

Required:

- Processor: A Pentium 2 or compatible AMD processor, or better.
- Memory: At least 128 MB of free physical RAM.
- Hard disk: 1G free space

Recommended:

- Processor: A Pentium IV or later.
- Memory: 256 MB or more
- Hard disk: 5G free space

How to purchase

Buy on line: <http://www.topviewsoft.com/purchase.html>

Any question or suggestion, please contact: sales@topviewsoft.com

Contact US

Official website: <http://www.topviewsoft.com>

Sales: sales@topviewsoft.com

Support: support@topviewsoft.com

Note: For registered users, please provide your "Service code". Then you will get premier customer service.